

CR8 SERIES INDUCTIVE PROXIMITY SENSORS

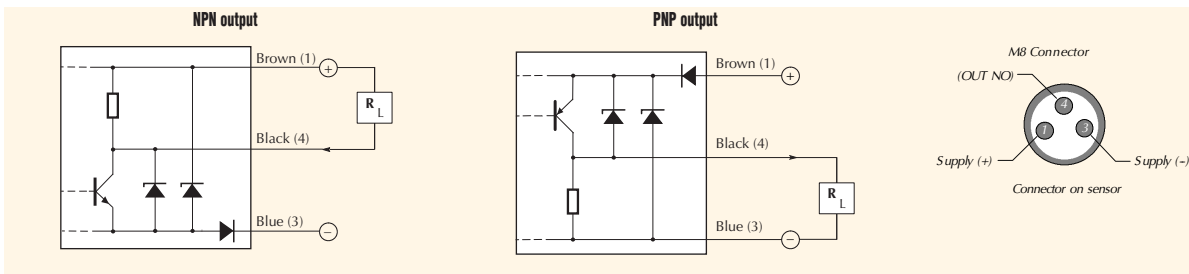
8 x 8mm rectangular metal – DC



- 12 models available
- Compact 8 x 8 x 40mm metal housing
- Axial cable or M8 quick-disconnect models
- Complete overload protection
- IP67 rated
- Screws included

CR8 Series 8x8 Rectangular DC Inductive Prox Selection Chart							
Part Number	Price	Sensing Range	Housing	Output State	Logic	Connection	Dimensions
Standard Distance							
CR8-AN-1A	<--->	0 to 1.5mm (0 to 0.059in)	Shielded	N.O.	NPN	2m (6.5') axial cable	Figure 1
CR8-AP-1A	<--->				PNP	2m (6.5') axial cable	Figure 1
CR8-AN-1F	<--->				NPN	M8 (8mm) connector	Figure 2
CR8-AP-1F	<--->				PNP	M8 (8mm) connector	Figure 2
Extended Distance							
CR8-AN-2A	<--->	0 to 2.0mm (0 to 0.079in)	Shielded	N.O.	NPN	2m (6.5') axial cable	Figure 1
CR8-AP-2A	<--->				PNP	2m (6.5') axial cable	Figure 1
CR8-AN-2F	<--->				NPN	M8 (8mm) connector	Figure 2
CR8-AP-2F	<--->				PNP	M8 (8mm) connector	Figure 2
Triple Distance							
CR8-AN-3A	<--->	3mm (0.118in)	Shielded	N.O.	NPN	2m (6.5') axial cable	Figure 1
CR8-AP-3A	<--->				PNP	2m (6.5') axial cable	Figure 1
CR8-AN-3F	<--->				NPN	M8 (8mm) connector	Figure 2
CR8-AP-3F	<--->				PNP	M8 (8mm) connector	Figure 2

Wiring diagrams



Cables and Accessories
Cables and accessories can be found starting on page 17–48.

CR8 SERIES INDUCTIVE PROXIMITY SENSORS

Specifications	Standard Distance Models	Extended Distance Models	Triple Distance Models
Type	Shielded	Shielded	Shielded
Operating Distance	1.5mm (0.059in)	2mm (0.079in)	3mm (0.118in)
Material Correction Factors	*See Material Influence table #1		*See Material Influence table #2
Differential Travel	≤10%		
Repeat Accuracy	≤5%		
Operating Voltage	10-30VDC		
Ripple	≤20%		
No-load Supply Current	≤10mA		
Load Current	≤200mA		
Leakage Current	≤10μA		
Voltage Drop	≤2.0 V		
Output Type	NPN or PNP/N.O. only/3 wire		
Switching Frequency	1KHz		
(tv) Time Delay Before Availability	10ms		50ms
Input Voltage Transient Protection	Up to 30VDC		
Input Power Polarity Reversal Protection	Yes		
Output Power Short-Circuit Protection	Yes (switch autoresets after overload is removed)		
Temperature Range	-25° to +70° C (-13° to 158° F)		
Temperature Drift	≤10% Sr		
Protection Degree (DIN 40050)	IEC IP67		
LED Indicators	Yellow (output energized)		
Housing Material	Nickel-plated brass		Chrome-plated brass
Sensing Face Material	PBT		
Tightening Torque	4Nm (35lb./in.)		
Weight (cable/M8 connector)	43g (1.52oz)/15g (0.53oz)		54g (1.90oz)/21g (0.74oz)

*See Material Influence tables #1 and #2 on page 17-53

Dimensions

Figure 1

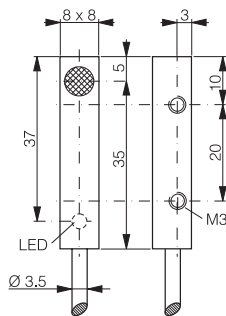
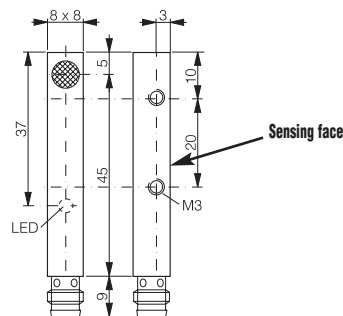


Figure 2



PROXIMITY SENSORS ACCESSORIES: CABLES

Cables with quick-disconnect plugs



- Industry standard M8 and M12 screw-lock connectors
- Axial cable and right-angle connector models available
- Available in 2m, 5m, and 7m cable lengths
- PVC (polyvinyl chloride) jacket available for typical industrial applications
- PUR (polyurethane) jacket available for oily and direct sunlight applications
- IP67 rated

Dimensions

Figure 1

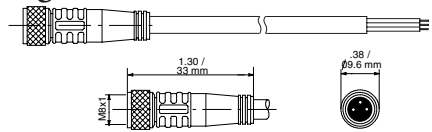


Figure 2

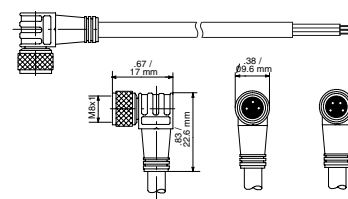


Figure 3

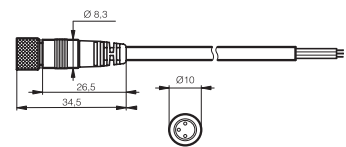


Figure 4

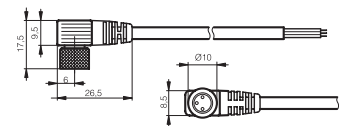


Figure 5

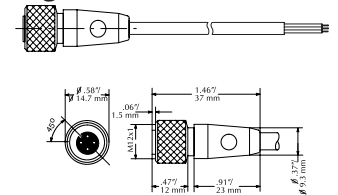


Figure 6

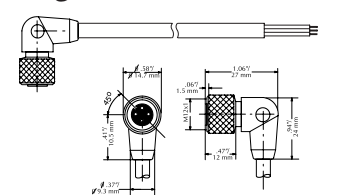


Figure 7

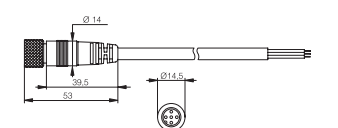
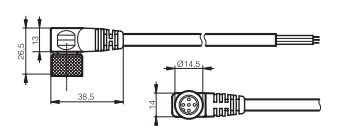


Figure 8



M8 Quick-Disconnect Cables						
Part Number	Price	Length	Poles	Connector	Jacket	Dimensions
M8 Quick-Disconnects						
CD08-0A-020-A1	<--->	2m (6.5ft.)	3	Axial	PVC	Figure 1
CD08-0A-020-C1	<--->	2m (6.5ft.)	3	Right-angle	PVC	Figure 2
CD08-0A-050-A1	<--->	5m (16.4ft.)	3	Axial	PVC	Figure 3
CD08-0C-050-A1	<--->	5m (16.4ft.)	3	Axial	PUR	Figure 3
CD08-0A-050-C1	<--->	5m (16.4ft.)	3	Right-angle	PVC	Figure 4
CD08-0C-050-C1	<--->	5m (16.4ft.)	3	Right-angle	PUR	Figure 4
CD08-0A-070-A1	<--->	7m (23ft.)	3	Axial	PVC	Figure 1
CD08-0A-070-C1	<--->	7m (23ft.)	3	Right-angle	PVC	Figure 2

M12 Quick-Disconnect Cables						
Part Number	Price	Length	Poles	Connector	Jacket	Dimensions
M12 Quick-Disconnects						
CD12L-0B-020-A0	<--->	2m (6.5ft.)	4	Axial	PVC	Figure 5
CD12L-0B-020-C0	<--->	2m (6.5ft.)	4	Right-angle	PVC	Figure 6
CD12M-0B-050-A1*	<--->	5m (16.4ft.)	3	Axial	PVC	Figure 7
CD12M-0D-050-A1*	<--->	5m (16.4ft.)	3	Axial	PUR	Figure 7
CD12M-0B-050-C1*	<--->	5m (16.4ft.)	3	Right-angle	PVC	Figure 8
CD12M-0D-050-C1*	<--->	5m (16.4ft.)	3	Right-angle	PUR	Figure 8
CD12M-0B-070-A1	<--->	7m (23ft.)	4	Axial	PVC	Figure 5
CD12M-0B-070-C1	<--->	7m (23ft.)	4	Right-angle	PVC	Figure 5

* Note: Do not use with SU and TU series.

Cable Specifications	M8		M12	
Length	2m (6.5ft.)/ 7m (23ft.)	5m (16.4ft.)	2m (6.5ft.)/ 7m (23ft.)	5m (16.4ft.)
Nominal Voltage	50VAC/75VDC	60VAC/75VDC	300VAC	60VAC/75VDC
Nominal Current	4A	1.5A	4A	1.5A
Protection Degree	IEC IP67		IEC IP67	
Contact Body Material	ABS	PUR	ABS	PUR
Housing Material	PUR		PUR	
Contacts Material	CuSn	CuZn	CuSn	CuZn
Conductors Section	0.34mm ²		0.34mm ²	
Ø Outer Cable	5mm		5mm	
Temperature Range	-25° to +70°C (-13° to 158°F)		-25° to +70°C (-13° to 158°F)	

PROXIMITY SENSORS ACCESSORIES: EXTENSION CABLES



Extension cables with quick-disconnect plugs on each end

Available extension cables include:

- Industry standard M8 and M12 screw-lock connectors
- Axial and right-angle connector models
- 1m and 3m cable lengths
- PVC (polyvinyl chloride) jacket for typical industrial applications
- IP67 rated

Dimensions

Figure 1

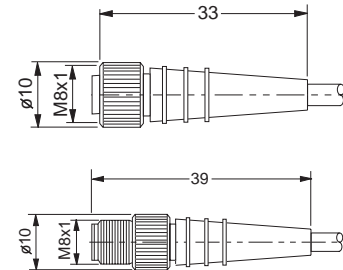


Figure 2

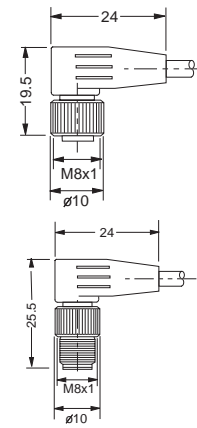


Figure 3

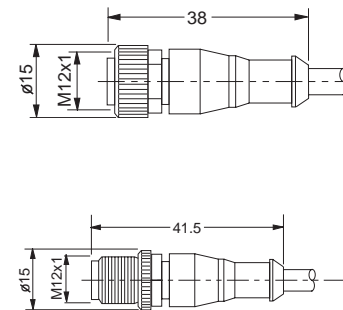
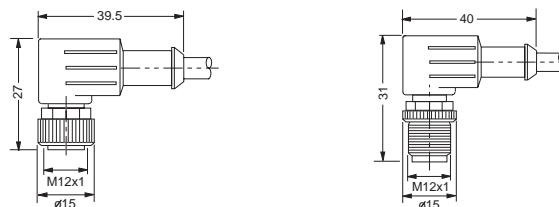


Figure 4



M8 Extension Cables with Quick-Disconnect on each end						
Part Number	Price	Length	Poles	Connectors	Jacket	Dimensions
M8 Quick-Disconnect Extension Cables						
CDP08-0A-010-AA	<-->	1m (3.28ft.)	3	2 Axial	PVC	Figure 1
CDP08-0A-010-BB	<-->	1m (3.28ft.)	3	2 Right-angle	PVC	Figure 2
CDP08-0A-030-AA	<-->	3m (9.84ft.)	3	2 Axial	PVC	Figure 1
CDP08-0A-030-BB	<-->	3m (9.84ft.)	3	2 Right-angle	PVC	Figure 2

M12 Extension Cables with Quick-Disconnect on each end						
Part Number	Price	Length	Poles	Connectors	Jacket	Dimensions
M12 Quick-disconnect Extension Cables						
CDP12-0B-010-AA	<-->	1m (3.28ft.)	4	2 Axial	PVC	Figure 3
CDP12-0B-010-BB	<-->	1m (3.28ft.)	4	2 Right-angle	PVC	Figure 4
CDP12-0B-030-AA	<-->	3m (9.84ft.)	4	2 Axial	PVC	Figure 3
CDP12-0B-030-BB	<-->	3m (9.84ft.)	4	2 Right-angle	PVC	Figure 4

Cable Specifications	M8 / M12
Length	1m (3.28ft.)/ 3m (9.84ft.)
Nominal Voltage	50VAC/75VDC
Nominal Current	4A
Protection Degree	IEC IP67
Contact Body Material	ABS
Housing Material	PUR
Contacts Material	CuSn
Conductors Section	0.34mm ²
Ø Outer Cable	5mm
Temperature Range	-25° to +70°C (-13° to 158°F)

